






IECEX TEST REPORT EN/IEC 60079-0 Electrical equipment for explosive gas atmospheres Part 0: General requirements	
Report Number.....:	19ZCTS0920010LR
Tested by (+ signature).....:	Kevin Yang <i>Kevin Yang</i>
Approved by (+ signature)	King Hu <i>King Hu</i>
Date of issue	Oct.08, 2019
	
Testing laboratory	
Testing Laboratory Name	Shenzhen ZCT Technology Co.,Ltd.
Address.....:	3/F., Building 5, Hongsheng Industrial Zone, Bao'an Road, Xixiang Street, Bao'an District, Shenzhen, Guangdong, China.
Applicant's name.....:	Titus Battery
Address.....:	291 N.Hubbards Lane,Suite 172-120,Louisville,KY 40207,USA
Manufactuer's name.....:	Wuhan Voltec Energy Sources Co., Ltd
Address.....:	No.231, Xing San Road, Han Nan District, WuHan, HuBei
Factory's name.....:	Wuhan Voltec Energy Sources Co., Ltd
Address.....:	No.231, Xing San Road, Han Nan District, WuHan, HuBei
Standard.....:	EN 60079-0:2012/A11:2013
Test procedure.....:	CE
Non-standard test method.....:	N/A
Test item description.....:	3.6V Primary Lithium Thionyl Chloride High Energy
Trade Mark.....:	N/A
Model/Type reference.....:	ER18505
Ratings.....:	 II M2 G Ex deia IIC T4  II M2 D Ex tD A21 T135° C

Copy of marking plate	
<p>3.6V Primary Lithium Thionyl Chloride High Energy</p> <p> II M2 G Ex deia IIC T4</p> <p> II M2 D Ex tD A21 T135° C</p> <p>Model: ER14250 Batch No.: Using ambient temperature:-55~85°C Input:5VDC 50Hz 1A Output:DC3.6V 4A Titus Battery 291 N.Hubbards Lane,Suite 172-120,Louisville,KY 40207,USA</p>	ER18505
<p>Summary of testing: Test performed in accordance with all of the clauses of according IEC 60079-0</p>	

<p>Possible test case verdicts:</p> <ul style="list-style-type: none"> - test case does not apply to the test object..... : N/A - test object does meet the requirement..... : P(Pass) - test object does not meet the requirement..... : F(Fail) <p>Testing</p> <p>Date of receipt of test item : Sept.18, 2019</p> <p>Date(s) of performance of test : Sept.18, 2019 to Oct.08, 2019</p>

General remarks:

The test results presented in this report relate only to the object tested.

This report shall not be reproduced, except in full, without the written approval of the Issuing testing laboratory.

"(see Enclosure #)" refers to additional information appended to the report.

"(see appended table)" refers to a table appended to the report.

Throughout this report a comma (point) is used as the decimal separator.

Determination of the test result includes consideration of measurement uncertainty from the test equipment and methods.

This test report includes:

Annex I: Photo documentation, **2** pages

General product information:

3.6V Primary Lithium Thionyl Chloride High Energy,
Models:/

IEC 60079-0			
Cl.	Requirement – Test	Result	Verdict
1	SCOPE		
2	NORMATIVE REFERENCES		
3	TERMS AND DEFINITIONS		
4	CONSTRUCTIONAL REQUIREMENTS FOR ALL ELECTRICAL APPARATUS		Pass
4.1	General		Pass
4.2	Electrical connections		
4.2.1	General		
	The circuits of handlamp are permanent connection.		Pass
	All conductors firmly installed.		Pass
	The power supply of it is battery. The circuits are protected by "ib"(except the battery).		Pass
	For the rechargeable battery of A-1280, the charge circuit is not working during the normal working condition.		Pass
	And it only can be charged in safety area.		Pass
4.2.2	Field wiring connections		
4.2.2.1	General		
	The circuits of handlamp are permanent connection. The power supply of it is battery. N/A 4.2.2.2		Pass
	Connections made using terminals complying with IEC 60947-7-1, IEC 60947-7-2, IEC 60999-1, or IEC 60999-2		Pass
	The circuits of handlamp are permanent connection.		Pass
	The power supply of it is battery. N/A 4.2.2.3 Field wiring connection facilities integral to "e" apparatus or components The circuits of handlamp are permanent connection.		Pass
	The power supply of it is battery.		N/A
4.2.2.4	Connections designed to be used with cable lugs and similar devices		Pass
	The circuits of handlamp are permanent connection.		Pass

IEC 60079-0			
Cl.	Requirement – Test	Result	Verdict
	The power supply of it is battery. N/A		
4.2.2.5	Connections using permanent arrangements The circuits of handlamp are permanent connection.		Pass
	The power supply of it is battery.		N/A
4.2.3	Factory connections		
4.2.3.1	General	The circuits of handlamp are factory connections.	
	The power supply of it is battery.		Pass
4.2.3.2	Field wiring connection methods used for factory connections		
	Spring tabs are used to connect the circuit and battery.		N/A
	They should not be opened in hazardous areas, see the warning words.		Pass
4.2.3.3	Permanent connections All the permanent connections are weld. Pass		N/A
4.2.3.4	Pluggable connections Pluggable connections are not included.		N/A
4.2.3.5	Terminal bridging connections		
	Terminal bridging connections are not included.		N/A
4	APPARATUS GROUPING AND TEMPERATURE CLASSIFICATION		
4.1	Group I		N/A
4.2	Group II	IIC	Pass
4.3	Group III	IIIA	Pass
4.4	Equipment for a particular explosive atmosphere	No particular explosive atmosphere considered.	N/A
5	TEMPERATURES		
5.1	Environmental influences		Pass
5.1.1	Ambient temperatures	-15°C ≤ Ta ≤ +40°C.	Pass
5.1.2	External source of heating or cooling	No external source of heating or cooling.	N/A

IEC 60079-0			
Cl.	Requirement – Test	Result	Verdict
5.2	Service temperature	Using maximum surface temperature instead of maximum service temperature is approved by the manufacturer. See 26.5.1.3.	Pass
5.3	Maximum surface temperature		Pass
5.3.1	Determination of maximum surface temperature	Refer to Cl. 26.5.1 in test report IEC60079-0 for determination of maximum surface temperature.	Pass
5.3.2	Limitation of maximum surface temperature		Pass
5.3.2.1	Group I electrical equipment	Group II and Group III	N/A
5.3.2.2	Group II electrical equipment	Refer to Cl. 26.5.1 in test report IEC60079-0.	Pass
5.3.2.3	Group III electrical equipment	Refer to Cl. 26.5.1 in test report IEC60079-0	Pass
5.3.2.3.1	Maximum surface temperature determined without a dust layer	Refer to Cl. 26.5.1 in test report IEC60079-0	Pass
5.3.2.3.2	Maximum surface temperature with respect to dust layers	Db equipment	N/A
5.3.3	Small component temperature for Group I or Group II electrical equipment	No small components.	N/A
6	REQUIREMENTS FOR ALL ELECTRICAL EQUIPMENT		-
6.1	General	The samples comply with the requirements of IEC 60079-0, IEC60079-7, IEC60079-11 and IEC60079-31.	Pass
6.2	Mechanical strength of equipment	Refer to Cl. 26.4 in test report IEC60079-0. See 26.5.1.3.	Pass
6.3	Opening times		N/A
6.4	Circulating currents	No circulating currents.	N/A
6.5	Gasket retention	1. A rubber ring is made of silicon between lamp head and enclosure. The rubber ring is in the groove of the enclosure.	Pass

IEC 60079-0			
Cl.	Requirement – Test	Result	Verdict
		2. A rubber ring is made of silicon between lamp head and glass plate. The rubber ring is pressed by locking ring.	
6.6	Electromagnetic and ultrasonic energy radiating equipment	No electromagnetic and ultrasonic energy radiating equipment	N/A
6.6.1	Radio frequency sources		N/A
6.6.2	Lasers or other continuous wave sources		N/A
6.6.3	Ultrasonic sources		N/A
7	NON-METALLIC ENCLOSURES AND NON-METALLIC PARTS OF ENCLOSURES		Pass
7.1	General		Pass
7.1.1	Applicability	The enclosure and rubber rings comply this clause.	Pass
7.1.2	Specification of materials	The manufacture documents show the detail of the non-metallic materials.	Pass
7.1.3	Plastic materials	The shell is made of metal. Its type is alloy, RTI value is 105 °C.	Pass
7.1.4	Elastomeric materials	The rubber rings are made of silicon rubber. The long time working temperature of it is -100 °C~+250 °C .	Pass
7.2.1	Tests for thermal endurance	See clause 26.8 and 26.9 in this report.	Pass
7.2	Thermal endurance		Pass
7.2.2	Material selection	The COT of the sealing strip and RTI of the enclosure is 20K higher than the maximum operating temperature. Refer to Clause 26.5, 7.1.3 and 7.1.4.	Pass
7.3	Resistance to light	Resistance to light was carried out according to clause 26.10.	Pass

IEC 60079-0			
Cl.	Requirement – Test	Result	Verdict
7.4	Electrostatic charges on external non-metallic materials		Pass
7.4.1	Applicability	The enclosure is made by PC.	Pass
7.4.2	Avoidance of a build-up of electrostatic charge on Group I or Group II electrical equipment	The surface resistance is tested on the parts of enclosure and carried out according to clause 26.13. The surface resistance is $3.0 \times 10^1 \Omega$, less than $10^9 \Omega$.	Pass
7.4.3	Avoidance of a build-up of electrostatic charge on equipment for Group III	No using plastic which is covered by conductive material.	Pass
7.5	Threaded holes	Only metric thread holes included. The thread holes are compatible with the plastic material of the enclosure.	Pass
8	METALLIC ENCLOSURES AND METALLIC PARTS OF ENCLOSURES		N/A
8.1	Material Composition	The enclosure is made of PC.	N/A
8.1.1	Group I	The enclosure is made of PC.	N/A
8.1.2	Group II	The enclosure is made of PC.	N/A
8.1.3	Group III	The enclosure is made of PC.	N/A
8.2	Threaded Holes		N/A
9	FASTENERS		N/A
9.1	General	Fasteners are not included.	N/A
9.2	Special fasteners	Fasteners are not included.	N/A
9.3	Holes for special fasteners	Fasteners are not included.	N/A
9.3.1	Thread engagement	Fasteners are not included.	N/A
9.3.2	Tolerance and clearance	Fasteners are not included.	N/A
9.3.3	Hexagon socket set screw	Fasteners are not included.	N/A
10	INTERLOCKING DEVICES	No interlocking devices	N/A
11	BUSHINGS	No bushings..	N/A
12	MATERIALS USED FOR CEMENTING	Cemented joints are not included.	N/A
13	EX COMPONENTS	Ex components are not included.	N/A
13.1	General		N/A

IEC 60079-0			
Cl.	Requirement – Test	Result	Verdict
13.2	Mounting		N/A
13.3	Internal Mounting		N/A
13.4	External Mounting		N/A
14	CONNECTION FACILITIES AND TERMINAL COMPARTMENTS		
14.1	General	The power supply of Explosion Proof Handlamp is battery.	N/A
14.2	Termination compartment		N/A
14.3	Type of protection		N/A
14.4	Creepage and clearance		N/A
15	CONNECTION FACILITIES FOR EARTHING OR BONDING CONDUCTORS		
15.1	Equipment requiring earthing	Portable equipment	N/A
15.1.1	Internal	Portable equipment	N/A
15.1.2	External	Portable equipment	N/A
15.2	Equipment not requiring earthing	Portable equipment with plastic enclosure	Pass
15.3	Size of conductor connection	Portable equipment	N/A
15.4	Protection against corrosion	Portable equipment	N/A
15.5	Secureness of electrical connections	Portable equipment	N/A
16	ENTRIES INTO ENCLOSURES		
16.1	General Portable equipment with battery power supply	Portable equipment with battery	N/A
16.2	Identification of entries	Portable equipment with battery power supply	N/A
16.3	Cable glands power supply		N/A
16.4	Blanking elements	Portable equipment with battery power supply	N/A
16.5	Temperature at branching point and entry point	Portable equipment with battery power supply	N/A
16.6	Electrostatic charges of cable sheaths	Portable equipment with battery power supply	N/A
17	SUPPLEMENTARY REQUIREMENTS FOR ROTATING ELECTRICAL MACHINES		
17.1	Fans and fan hoods	No rotating electrical machines.	N/A

IEC 60079-0			
Cl.	Requirement – Test	Result	Verdict
17.2	Ventilation openings for external fans	No rotating electrical machines.	N/A
17.3	Construction and mounting of the ventilation systems	No rotating electrical machines.	N/A
17.4	Clearances for the ventilating systems	No rotating electrical machines.	N/A
17.5	Materials for external fans and fan hoods	No rotating electrical machines.	N/A
17.6	Equipotential bonding conductors Flammable dielectric	No rotating electrical machines.	N/A
18	SUPPLEMENTARY REQUIREMENTS FOR SWITCHGEAR		N/A
18.1	Flammable dielectric	Switchgear is not included.	
18.2	Disconnectors	No disconnectors.	N/A
18.3	Group I – Provisions for locking	Group II.	
18.4	Doors and covers	Doors and covers are not included.	N/A
19	SUPPLEMENTARY REQUIREMENTS FOR FUSES	The fuse is protected by "ib". The Explosion Proof Handlamp should not be opened in hazardous areas.	N/A
20	SUPPLEMENTARY REQUIREMENTS FOR PLUGS, SOCKETS OUTLETS AND CONNECTORS		N/A
20.1	Interlocking	No plugs, sockets outlets and connectors.	N/A
20.1.1	Explosive gas atmospheres	No plugs, sockets outlets and connectors.	N/A
20.1.2	Explosive dust atmospheres	No plugs, sockets outlets and connectors.	N/A
20.2	Energized plugs		N/A
21	Supplementary Requirement for Luminaires		Pass
21.1	General	A glass plate is provided to protect the light source. For the impact test, See clause 26.4.2	Pass

IEC 60079-0			
Cl.	Requirement – Test	Result	Verdict
21.2	Covers for luminaires of EPL Gb or EPL Db	The enclosure should not be opened in hazardous area.	Pass
21.3	Covers for luminaires of EPL Gc or EPL Dc	No plugs, sockets outlets and connectors.	N/A
21.4	Special lamps	Gb and Db equipment No special lamp.	N/A
22	SUPPLEMENTARY REQUIREMENTS FOR CAPLIGHTS AND HANDLIGHTS		N/A
22.1	Group I caplights	Group II and III equipment.	N/A
22.2	Group II and Group II caplights and handlights	No leakage at all working directions.	Pass
23	APPARATUS INCORPORATING CELLS AND BATTERIES		N/A
23.1	General		N/A
23.2	Batteries		N/A
23.3	Cell types		N/A
23.4	Cells in a battery		N/A
23.5	Ratings of batteries		N/A
23.6	Interchangeability		N/A
23.7	Charging of primary batteries		N/A
23.8	Leakage		N/A
23.9	Connections		N/A
23.10	Orientation		N/A
23.11	Replacement of cells or batteries		N/A
23.12	Replaceable battery pack		N/A
24	DOCUMENTATION	Relevant documentation provided by the manufacturer has been assessed.	Pass
25	COMPLIANCE OF PROTOTYPE OR SAMPLE WITH DOCUMENTS		Pass
26	TYPE TESTS		
26.1	General	Tests were carried out according to IEC 60079-0, IEC 60079-1, IEC 60079-7, IEC60079-11 and IEC 60079-31.	Pass

IEC 60079-0			
Cl.	Requirement – Test	Result	Verdict
26.2	Test configuration	Tests were carried out under the most unfavorable conditions.	Pass
26.3	Tests in explosive test mixtures	The equipment is protected by “e”, “ib” and “t”.	N/A
26.4	Tests of enclosures		
26.4.1	Order of tests		Pass
26.4.1.1	Metallic enclosures, metallic parts of enclosures and glass of parts of enclosures	The enclosure of this product is made by non-metallic material.	Pass
26.4.1.2	Non-metallic enclosures or non-metallic parts of enclosures	See clause 26.4.1.2.2	Pass
26.4.1.2.1	Group I electrical equipment	Group II and Group III	N/A
26.4.1.2.2	Group II and Group III electrical equipment	2 samples were submitted to the tests according to the following sequence: 1. Thermal endurance to heat 2. Thermal endurance to cold 3. Impact test 4. Drop test 5. IP test(the cover was opened and re-closed before IP test) 6. Any other tests specific to the type of protection concerned	Pass
26.4.2	Resistance to impact	carried out on three glass plate samples. Impact once at each sample. The impact energy is 7J. At the ambient temperature of 24°C, test was	Pass

IEC 60079-0			
Cl.	Requirement – Test	Result	Verdict
		Impact tests for the enclosure were carried out on two samples. Impact once at two different positions on each sample at 69°C respectively with 7J impact energy; then impact once at two different positions on each sample at -20°C	
26.4.3	Drop test	The drop test was carried out at the temperature of -15. The battery was connected to the test sample. The position of the sample for the drop test is the most unfavorable condition. respectively with 7J impact energy	Pass
26.4.4	Acceptance criteria	No damage affecting the explosion-proof performance has been found.	Pass
26.4.5	Degree of protection (IP) by enclosures		Pass
26.4.5.1	Test procedure	The test procedure is according to IEC60529.	Pass
26.4.5.2	Acceptance criteria	The protection degree is IP66. No ingress of dust or water after tests for degree of protection by enclosure.	Pass
26.5	Thermal tests		Pass
26.5.1	Temperature measurement		Pass
26.5.1.1	General	The Portable emergency lighting system is vertically upward during temperature measurement. The AT-1080 and AT1280 was chosen as the test samples.	Pass

IEC 60079-0			
Cl.	Requirement – Test	Result	Verdict
26.5.1.2	Service temperature	Using maximum surface temperature instead of maximum service temperature is approved by the manufacturer. See 26.5.1.3.	Pass
26.5.1.3	Maximum surface temperature	The measuring devices are arranged that they do not significantly affect the thermal behaviour of the electrical apparatus.	Pass
		The temperature rise for different positions of the sample are as follow:	

Table 26.5.1.3 Maximum surface temperature

Position	Temperature rise(K)	Verdict
Enclosure(PC)	14	P
Glass plate	12	P
Rubber ring	12	P

	For the temperature rise of PCB, see report in EN 60079-11. Under the ambient temperature 40°C, the maximum temperature is 56°C. The temperature class of product complies with T4.		Pass
26.5.2	Thermal shock test	The test was carried out on glass plate.	Pass
		The temperature of glass plate is 56(at ambient temperature 40°C).	
		Water was sprayed the on glass plate at 10°C, and the glass plate was not	
26.5.3	Small component ignition test (G	roup I and Group II) broken.	N/A
26.5.3.1	General	The components on PCB comply with T4	N/A
26.5.3.2	Procedure	The components on PCB comply with T4	N/A

IEC 60079-0			
Cl.	Requirement – Test	Result	Verdict
26.5.3.3	Acceptance criteria	The components on PCB comply with T4	N/A
26.6	Torque test for bushings		N/A
26.6.1	Test procedure	No bushings.	N/A
26.6.2	Acceptance criteria	No bushings.	N/A
26.7	General		Pass
26.7.1	Non-metallic enclosures or non-metallic parts of enclosures		Pass
26.7.2	Test temperatures	For the upper temperature of the non-metallic parts, the maximum service temperature increased by 10K; for the lower temperature of the non-metallic parts, the maximum service temperature reduced by 5K (refer to Clause 26.5 for temperature measurement).	Pass
26.8	Thermal endurance to heat	The samples were stored for 28 days at 90% relative humidity at a temperature of 80°C.	Pass
26.9	Thermal endurance to cold	The sample was stored for 24 hours at a temperature of -20°C.	Pass
26.10	Resistance to light	Tests were carried out according to the standard.	Pass
26.10.1	Test procedure	Size of test bars: 80mm×10mm×4mm; number of test bars: 12; temperature of black panel: (65 ±3)°C; exposure time: 1000h.	Pass

IEC 60079-0			
Cl.	Requirement – Test	Result	Verdict
26.10.2	Acceptance criteria	The impact bending strength following exposure in the case of an impact on the exposed side shall be at least 50% of the corresponding value measured on the unexposed test pieces.	Pass
26.11	Resistance to chemical agents for Group I electrical equipment Earth continuity	Group II and Group III	N/A
26.12	Earthing is not included.		N/A
26.13	of parts of enclosures of non-metallic materials Surface resistance test of parts	enclosure and carried out according to the standard. The surface resistance is 3.0×10^3 The surface resistance is tested on the parts of Ω , less than $10^9 \Omega$.	Pass
26.14	Introduction	This test is not required.	N/A
26.14.1	Charging tests		N/A
26.14.2	Principle of the test	This test is not required.	N/A
26.14.3	Samples and test apparatus	This test is not required.	N/A
26.14.4	Ambient conditions	This test is not required.	N/A
26.14.5	Conditioning	This test is not required.	N/A
26.14.6	Determination of the most efficient	charging method	N/A
26.14.6.1	Method A: Rubbing with a pure polyamide cloth	This test is not required.	N/A
26.14.6.2	Method B: Rubbing with a cotton cloth	This test is not required.	N/A
26.14.6.3	Method C: Charging by influence with a d.c. high-voltage power supply	This test is not required.	N/A
26.14.7	Assessment of discharge	This test is not required.	N/A
26.15	Test procedure	This test is not required.	N/A
26.15.1	Measurement of capacitance		N/A
26.15.2	Acceptance criteria	This test is not required.	N/A

IEC 60079-0			
Cl.	Requirement – Test	Result	Verdict
27	Routine tests	The Portable emergency lighting system was submitted to specifications of power-frequency withstand voltage test. Test voltage: 2500V. Duration: 1min, No insulation breakdown, flashover, leakage current increasing obviously or voltage dropping suddenly etc. phenomena. Refer to the document provided by the	Pass
28.1 28	Conformity with the documentation MANUFACTURER'S RESPONSIBILITY	The manufacturer carries out the verifications or tests. The sample conforms to the documentation.	Pass
28.2	Certificate	The samples comply with the requirements of IEC 60079-0, IEC 60079-7, IEC 60079-11, IEC60079-31.	Pass
28.3	Responsibility for marking	The Portable emergency lighting system is designed and manufactured, assessed and tested according to IEC 60079-0, IEC 60079-7, IEC 60079-11, IEC 60079-31. The sample complies with the document. Refer to Cl. 29 for the content of nameplate.	Pass
29	MARKING	The nameplate complies with the requirements of IEC60079-0, IEC600797, IEC 6007911 and IEC60079-31.	Pass
29.1	Location	The nameplate made of SUS304 is fixed on the handle of the enclosure with 4 rivets.	Pass
29.2	General		Pass

IEC 60079-0			
Cl.	Requirement – Test	Result	Verdict
29.3	Ex marking for explosive gas atmospheres	Ex e ib IIC T4Gb For the nameplate, see cover of this report.	Pass
29.4	Ex marking for explosive dust atmospheres	Ex t IIIC T130°C Db IP66	Pass
29.5	Combined types of protection	There is two protection type “d” and “e”. Protection type of the enclosure is “e”, protection type of circuit is “ib”.	Pass
29.7	Ga using two independent Gb types of protection	Only one Gb protection.	N/A
29.6	Multiple types of protection	Combined types of protection, see clause 29.5.	N/A
29.8	Ex components		N/A
29.9	Small equipment and small Ex components	Ex components are not included. No small equipment and small Ex components	N/A
29.10	Extremely small equipment and extremely small Ex components	No extremely small equipment and extremely small Ex components.	N/A
29.11	Warning markings	The warning words are specified in the nameplate.	Pass
29.12	Alternate marking of equipment protection levels (EPLs)	No alternate marking.	N/A
29.12.1	Alternate marking of type of protection for explosive gas atmospheres		N/A
29.12.2	Alternate marking of type of protection for explosive dust atmospheres		N/A
29.13	Cells and batteries		N/A
30	INSTRUCTIONS		

IEC 60079-0			
Cl.	Requirement – Test	Result	Verdict
30.1	General	The instruction manual includes application range, model implication, compliances, working conditions, technical parameters, installation, usage and maintenance, outline and installation dimension, electric schematic diagram, transportation, storage and ordering information.	Pass
30.2	Cells and batteries		N/A
Annex A (Normative)	SUPPLEMENTARY REQUIREMENTS FOR CABLE GLANDS		N/A
A.1	General No cable glands.		N/A
A.2	Constructional requirements		
A.2.1	Cable sealing No cable glands.		N/A
A.2.2	Filling compounds No cable glands.		N/A
A.2.3	Clamping		
A.2.3.1	General No cable glands.		N/A
A.2.3.2	Group II or Group III cable glands No cable glands.		N/A
A.2.4	Lead-in of cable		
A.2.4.1	Sharp edges No cable glands.		N/A
A.2.4.2	Point of entry No cable glands.		N/A
A.2.5	Released by a tool No cable glands.		N/A
A.2.6	Fixing	No cable glands.	N/A
A.2.7	Degree of protection	No cable glands.	N/A
A.3	Type tests		
A.3.1	Tests of clamping of non-armoured and braided cables		N/A
A.3.1.1	Cable glands with clamping by the sealing ring	No cable glands.	N/A
A.3.1.2	Cable glands with clamping by the filling compound	No cable glands.	N/A
A.3.1.3	Cable glands with clamping by means of a clamping device	No cable glands.	N/A

IEC 60079-0			
Cl.	Requirement – Test	Result	Verdict
A.3.1.4	Tensile test	No cable glands.	N/A
A.3.1.5	Mechanical strength	No cable glands.	N/A
A.3.2	Tests of clamping of armoured cables		N/A
A.3.2.1	Tests of clamping where the armourings are clamped by a device within the gland	No cable glands.	N/A
A.3.2.1.1	Tensile test	No cable glands.	N/A
A.3.2.1.2	Mechanical strength	No cable glands.	N/A
A.3.2.2	Tests of clamping where the armourings are not clamped by a device within the gland	No cable glands.	N/A
A.3.3	Type test for resistance to impact	No cable glands.	N/A
A.3.4	Test for degree of protection (IP) of cable glands	No cable glands.	N/A
A.4	Marking		
A.4.1	Marking of cable glands	No cable glands.	N/A
A.4.2	Marking of cable sealing rings	No cable glands.	N/A
Annex B (Normative)	Table B.1- Clauses with which Ex components shall comply		N/A

- End of Test Report -